



Insaver HE Topper LED

Low recessed LED downlights with integrated presence detection



The new **Insaver HE Topper LED** is a range of low recess LED downlights with and without integrated presence detection. The range is suited for multiple applications such as bathrooms, washrooms or corridors that are not continuously occupied.

Insaver HE Topper LED offers a 150mm ceiling cut-out size and has two colour temperatures: warm white (3,000K)

and neutral white (4,000K). Perfect for 1x10/13W replacements.

Insaver HE Topper LED offers integrated presence detection and LED technology, providing an energy efficient solution with reduced maintenance costs and long lifetime.

Insaver HE Topper LED Low recessed LED downlights

FEATURES :

- 8W LED white downlight
- Ideal for applications such as bathrooms, washrooms or public toilets
- IP44 rating allows for installation in applicable zone 1 wet areas
- Insaver HE Topper LED is available with Electronic ballast and Plus3 (GST 18 Wieland plug)
- Delivers 604 lm (luminaire lumen output on 4,000K version), equating to 76lm/W (total system efficiency)
- Non-PIR versions can be connected to and controlled from a master PIR version, providing a consistent product design throughout a space
- Warm white (3,000K) or Neutral white (4,000K)
- Quick and easy to install
- LED lifetime: 50,000 hours
- Energy Class: A++, A+, A
- LED technology provides an energy efficient solution with reduced maintenance costs



Insaver HE Topper LED



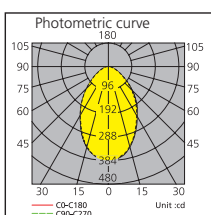
Insaver HE Topper LED

Item code	Description	Beam angle (°)	Colour name	Colour Temperature (K)	Voltage (V)	Drive current (mA)	Power consumption (W)	Lumen output (lm)	Lumen / Watt (lm/W)
Electronic ballast									
3033918	Insaver 150 HE Topper LED WW	64 - 69	Warm white	3,000	220 - 240	350	8	480	60
3033919	Insaver 150 HE Topper LED NW	64 - 69	Neutral white	4,000	220 - 240	350	8	604	76
Plus3 version									
3033922	Insaver 150 HE Topper LED WW Plus3	64 - 69	Warm white	3,000	220 - 240	350	8	480	60
3033923	Insaver 150 HE Topper LED NW Plus3	64 - 69	Neutral white	4,000	220 - 240	350	8	604	76

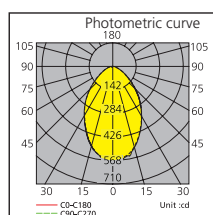
Legend: WW = Warm White, NW = Neutral White; Plus3 = supplied with GST Wieland plug

Photometric Data

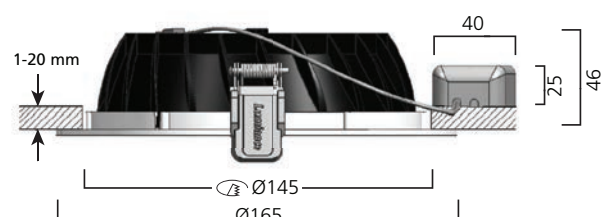
Insaver HE Topper LED - 3,000K



Insaver HE Topper LED - 4,000K



Dimensions (mm)



Insaver HE Topper LED PIR Low recessed LED downlights with integrated PIR sensor

FEATURES :

- 9W LED white downlight
- Ideal for applications such as bathrooms, washrooms or public toilets
- IP44 rating allows for installation in applicable zone 1 wet areas
- Insaver HE Topper LED is available with Sylvania Passive Infra Red (PIR) sensor and / or Plus3 (GST 18 Wieland plug)
- High performance: delivers 604lm (luminaire lumen output on 4,000K version), equating to 67lm/W (total system efficiency)
- Sylvania PIR sensor helps you cut energy costs by up to 60%, reduces carbon emissions and helps you comply with carbon reduction legislation and building regulations
- Non-PIR versions can be connected to and controlled from a master PIR version, providing a consistent product design throughout a space
- Warm white (3,000K) or Neutral white (4,000K)
- Quick and easy to install
- LED lifetime: 50,000 hours
- Energy Class: A++, A+, A
- LED technology provides an energy efficient solution with reduced maintenance costs



Insaver HE Topper LED with integrated PIR sensor



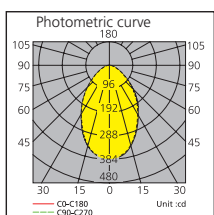
Insaver HE Topper LED With Integrated PIR Sensor

Item code	Description	Beam angle (°)	Colour name	Colour Temperature (K)	Voltage (V)	Drive current (mA)	Power consumption (W)	Lumen output (lm)	Lumen / Watt (lm/W)
Electronic ballast with PIR sensor									
3033920	Insaver 150 HE Topper LED WW PIR	64 - 69	Warm white	3,000	220 - 240	350	9	480	53
3033921	Insaver 150 HE Topper LED NW PIR	64 - 69	Neutral white	4,000	220 - 240	350	9	604	67
Plus3 version with PIR sensor									
3033924	Insaver 150 HE Topper LED WW PIR Plus3	64 - 69	Warm white	3,000	220 - 240	350	9	480	53
3033925	Insaver 150 HE Topper LED NW PIR Plus3	64 - 69	Neutral white	4,000	220 - 240	350	9	604	67

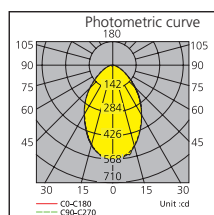
Legend: WW = Warm White, NW = Neutral White; PIR = Passive Infra Red sensor; Plus3 = supplied with GST Wieland plug

Photometric Data

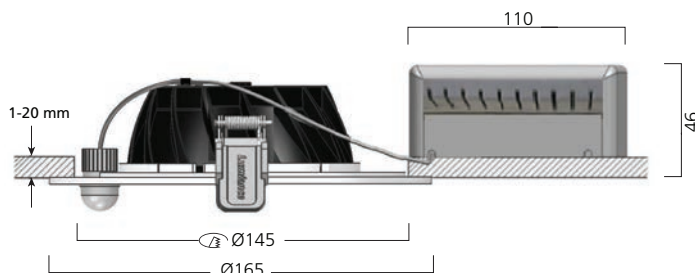
Insaver HE Topper LED - 3,000K



Insaver HE Topper LED - 4,000K



Dimensions (mm)




Insaver HE Topper LED with integrated PIR sensor

Insaver HE Topper LED Low recessed LED downlights with integrated PIR sensor



Also in the range: Insaver HO Topper LED (Carbomat Halle - Belgium)



Also in the range: Insaver LED (Banquet Sports Hall - Belgium)